



Rank 2012	Rank 2011	Change	Institutes	City	Score	HR Perception	Total Score
1	2	1	IIT Madras	Chennai	50.02	24.5	74.52
2			IIT Kanpur	Kanpur	48.39	23.89	72.28
3	5	2	International Institute of Information Technology, Hyderabad	Hyderabad	46.36	22.81	69.17
4	1	-3	IIT Bombay	Mumbai	43.43	24.5	67.93
5	8	3	Indian Institute of Technology, Banaras Hindu University	Varanasi	45.19	22.23	67.42
6	3	-3	IIT Delhi	New Delhi	42.12	24.5	66.62
7	4	-3	IIT Kharagpur	Kharagpur	41.23	24.5	65.73
8	7	-1	IIT Guwahati	Guwahati	42.17	23.27	65.44
9	10	1	Netaji Subhas Institute of Technology	New Delhi	36.97	15.45	52.42
10	14	4	Dhirubhai Ambani Institute of Information Communication Technology (DA-ICT), Gandhinagar	Gandhinagar	37.15	14.7	51.85
11	6	-5	Birla Institute of Technology and Science, Pilani	Pilani	36.04	11.36	47.40
12	9	-3	National Institute of Technology, Karnataka Surathkal	Mangalore	34.71	12.3	47.01
13	11	-2	Birla Institute of Technology	Ranchi	32.49	10	42.49
14	16	2	College Of Engineering, Pune	Pune	31.07	10.02	41.09
15	18	3	National Institute of Technology, Rourkela	Rourkela	35.02	6.03	41.05
16	12	-4	Delhi Technological University (Formerly Delhi College of Engineering)	Delhi	26.75	12.23	38.98
17	26	9	Institute of Technology, Nirma University	Ahmedabd	30.12	8.58	38.70
18	19	1	Thapar University, Patiala	Patiala	29.70	5.02	34.72
19	35	16	Bharati Vidyapeeth Deemed University, College of Engineering, Pune	Pune	20.05	14.22	34.27
20	24	4	SSN College of Engineering	Chennai	28.62	5.47	34.09
21	25	4	Maharaja Agrasen Institute of Technology	Delhi	30.36	2.33	32.69
22	29	7	West Bengal University of Technology	Kolkata	32.21		32.21
23	27	4	Amrita Vishwa Vidyapeetham	Coimbatore	28.97	3.06	32.03
24	39	15	Galgotias College of Engineering and Technology	Greater Noida	28.15	3.65	31.80
25	50	25	Thiagarajar college of Engineering	Madurai	27.25	4.32	31.57
26	13	-13	Amity School of Engineering & Technology	Noida	30.07	1.45	31.52
27	34	7	Sir M Visvesvaraya Institute of Technology	Bengaluru	29.76	1.56	31.32
28	62	34	SJB Institute of Technology	Bengaluru	26.80	4.3	31.10
29	47	18	Bannari Amman Institute of Technology	Erode	27.68	3.23	30.91
30	37	7	BS Adur Rahman University	Chennai	28.53	2.36	30.89
31			National Institute of Science & Technology	Berhampur	27.41	3.23	30.64
32	57	25	Trident Academy of Technology	Bhubaneswar	26.88	3.32	30.20
33	31	-2	National Institute of Technology, Silchar	Silchar	26.21	3.96	30.17
34	38	4	Rungta College of Engineering & Technology	Bhilai (Chhattisgarh)	30.13		30.13
35	68	33	Government College of Engineering, Amravati	Amravati	23.90	5.99	29.89
36	49	13	Ganeshi Lal Bajaj Institute of Technology & Management	Gautambudh Nagar	29.78		29.78
37			National Institute of Technology, Hamirpur (HP)	Hamirpur	26.40	3	29.40
38			PEC University of Technology	Chandigarh	28.94		28.94
39			Laksmi Narain College of Technology, Bhopal	Bhopal	27.61		27.61
40	53	13	Panimalar Engineering College	Chennai	25.89	1.66	27.55
41	80	39	Vemana Institute of Technology	Bengaluru	21.78	5.63	27.41
42	71	29	National Institute of Technology, Patna	Patna	27.10		27.10
43			(Autonomous)	Karur	24.71	2.36	27.07
44			rmk Engineering College	Chennai	26.72		26.72
45	41	-4	Dehradun Institue of Technology	Dehradun	26.65		26.65
46			Erode Sengunthar Engineering College	Erode	26.63		26.63
47			The LNM Institute of Information Technology	Jaipur	26.51		26.51
48	32	-16	Harcourt Butler Technological Institute	Kanpur	24.18	2.23	26.41
49			Chitkara Institute of Engineering & Technology	Patiala	26.38		26.38
50	59	9	Sona College of Technology	Salem	26.06		26.06
51			Chandigarh Engineering College	Mohali	25.92		25.92

Rank 2012	Rank 2011	Change	Institutes	City	Score	HR Perception	Total Score
52	64	12	Rajalakshmi Engineering College	Chennai	25.64		25.64
53	46	-7	Rajagiri School of Engineering & Technology	Kochi	24.38	1	25.38
54	33	-21	Mepco Schlenk Engineering College, Sivakasi	Sivakasi	24.24	1	25.24
55			C V Raman College of Engineering, Bhubaneswar	Bhubaneswar	24.95		24.95
56	67	11	Kasegaon Education Societ's Rajarambapu Institute of Technology, Rajaramnagar	Islampur	24.75		24.75
57			GLA University, Mathura Uttar Pradesh	Mathura	24.73		24.73
58	58	0	Babu Banarsi Das Institute of Technology, Ghaziabad	Ghaziabad	24.58		24.58
59	61	2	Hindustan College of Science & Technology (HCST), Mathura	Mathura	23.68		23.68
60	82	22	Velagapudi Ramakrishna Siddhartha Engineering College (Autonomous)	Kanuru, Vijayawada	21.30	2.3	23.60
61	70	9	Hindustan Institute of Technology & Management (HITM), Agra	Agra	23.59		23.59
62			Govt Model Engineering College	Ernakulam	23.57		23.57
63	78	15	Anand Engineering College (AEC)	Agra	23.42		23.42
64	84	20	GH Patel College of Engineering & Technology	Vallabh Vidyanagar	21.23	1.88	23.11
65	44	-21	Maharaja Surajmal Institute of Technology	New Delhi	23.06		23.06
66	42	-24	Army Institute of Technology	Pune	23.03		23.03
67	72	5	Truba Institute of Engineering and Information Technology, Bhopal	Bhopal	22.97		22.97
68	45	-23	GMR Institute of Technology	Rajam	22.83		22.83
69			KL University	Vaddeswaram, Guntur	22.65		22.65
70			Gandhi Institute for Technological Advancement (GITA)	Bhubaneswar	22.63		22.63
71			APIIT SD India	Panipat	22.21		22.21
72	74	2	MAEER'S MIT College of Engineering	Pune	21.86		21.86
73	56	-17	Heritage Institute of Technology	Kolkata	21.39		21.39
74	83	9	MVJ College of Engineering	Bengaluru	20.78		20.78
75			Nitte Meenakshi Institute of Technology	Bengaluru	20.59		20.59
76			Vidya Vikas Institute of Technology	Hyderabad	20.41		20.41
77			Guru Tegh Bahadur Institute of Technology	New Delhi	20.34		20.34
78			Er Perumal Manimekalai College of Engineering	Hosur	20.13		20.13
79	86	7	Kamraj College of Engineering and Technology	Virudhunagar	19.95		19.95
80			Gudlavalleru Engineering College	Vijayawada	19.94		19.94
81	52	-29	BIT Sindri	Dhanbad	19.79		19.79
82			NM institute of Engg & Technology	Bhubaneswar	19.78		19.78
83	48	-35	Orissa Engineering College	Bhubaneswar	19.73		19.73
84			Shri Shankaracharya Group of Institutions	Bhilai	19.17		19.17
85			DKTE Textile & Engineering Institute, Ichalkaranji	Ichalkaranji	18.66		18.66
86	81	-5	Faculty of Science & Technology, ICFAI University, Dehradun (IUD)	Dehradun	18.64		18.64
87	93	6	Smt Kamala & Sri Venkappa M Agadi College of Engineering & Technology, Laxmeshwar	Laxmeshwar	18.55		18.55
88	65	-23	Government College of Engineering & Ceramic Technology	Kolkata	18.23		18.23
89			Skyline Institute of Engineering & Technology, Greater Noida	Greater Noida	17.67		17.67
90	43	-47	Oriental Institute of Science & Technology, Bhopal	Bhopal	17.33		17.33
91			School of Engineering , Cochin University of Science and Technology	Cochin	17.04		17.04
92			Oriental College of Technology, Bhopal (Formerly Known as Thakral College of Technology)	Bhopal	17.03		17.03
93	96	3	Ghousia College of Engineering	Ramanagaram	16.98		16.98
94			Lords Institute of Engineering & Technology	Hyderabad	16.84		16.84
95			APS College of Engineering	Bengaluru	16.52		16.52
96			Sir CR Reddy College of Engineering, Eluru	Vaturu	16.52		16.52
97			Er Perumal Manimekalai Polytechnic College	Hosur	15.50		15.50
98	76	-22	Sri Venkateswara College of Engineering, Tirupati	Tirupati	15.22		15.22
99			IMS Engineering College, Ghaziabad	Ghaziabad	14.92		14.92
100			Khaja Banda Nawaz College of Engineering, Gulbarga	Gulbarga	14.70		14.70



It is certainly not a great 'India Shinning' story with the country constantly fighting scams, be it 2G or coal-gate, a downturn in the US and Euro markets, rupee depreciation, policy paralysis, falling GDP, and so on.

But what outshine amidst this gloom are the 'unnoticeable' talent, the best Indian engineering minds behind America's software growth or the heroic engineers like APJ Abdul Kalam, Chaitan Khosla, Krishna Palem, Rakesh Aggarwal and many more creating new benchmarks in various industries and leaving their mark in history.

The vision and hope to attain the excellence and panache in the field drives young minds across the country to pursue and chase their dreams.

It is a fact that India is one of the few markets globally actually generating minds with great engineering abilities, potential caliber for

The Top10 still comprised mostly IITs. The #1 rank for years together has been a battle between the IITs, and that held true for 2012 also. However this year non IITs intruded further into the Top10 circle

inventing new and newer technical benchmarks and capable technologists to make a difference.

And this gets its validation when our country shows definite churning of best of class engineering students.

The DQ-CMR Top T-School survey reveals undaunted optimism for India's future with top technical schools across the country to nourish, harness and polish young budding engineers to this country's credit.

After rigorous and back breaking rounds of checks and rechecks, the DQ-CMR T-School survey listed the Top10 premium engineering schools and institutions which are gaining an edge over the pool of other counterparts under various decisive parameters like placements, IT infrastructure, academic environment and industry interface.

The survey brought back the age old theory of 'quality shines' and gave a comprehensive report for those who are in the decisive phase of choosing the right T-School for their engineering careers and for those who look out for best minds to work for their company's engineering capabilities.



Pic Courtesy: lovely-professional-university.blogspot.com

The Score Card

Unlike the last few years, when we saw IITs as the most revered institutions of knowledge for all round academic excellence taking all the top 5 slots; this year non-IITs intruded further into the Top10 circle giving a tough fight on placements, industry interface, and other critical parameters. No doubt the non-IITs are fairing well and moving fast up the ladder giving tough fight to the IITs in becoming more competitive, qualified and turning up as the new hot favorites.

Having said that, the Top10 still comprised maximum IITs—the #1 rank for years together has been a battle between the IITs, and that held true for 2012 also.

IIT Madras topped the survey this year beating IIT Bombay for the top slot. It scored the maximum on industry interface and academic environment. IIT Madras excelled in academic environment tremendously. What helped was its 15 academic departments and a range of advanced research centers. It is known for even niche areas like VLSI research and had forged close collaborations on this space with various industry leaders.

IIT Madras maintains academic collaborations with several other educational institutes in the world through faculty exchange programs. The institute has signed MOUs with several universities abroad, resulting in co-operative projects and assignments for mutual benefit. So, clearly, this has resulted in excellent institute-industry partnerships which amply reflects on its scores as well.

IIT Madras put special emphasis on IT infrastructure this year investing heavily on enhancement of internal bandwidth, purchase of 97 Teraflaps high performance computers, additional storage >150 TB and high performance servers to name a few. Keeping in mind the current



trends and technical advancements, it also carried out backbone network hardware upgradation this year; implementation of BYOD policy and infrastructure, and ensured comprehensive campus surveillance.

IIT Bombay on the other hand had a dramatic fall from the top slot last year all the way down to #4.

Even though the institute has always put its best foot forward to ensure that it maintains its numero uno position but last year it slipped on placements, scoring a mere 16.5 points out of 40. However it made all the right moves to support the think tank of its students, highlighting the importance of playing in a different league. IIT Bombay launched 'E-Yantra'—a pan India challenge on robotics.

Ranked #2 in the DQ-CRM T-School Survey, IIT Kanpur managed to beat titans like IIT Mumbai and IIT Delhi.

What boosted IIT Kanpur's ratings this year were parameters like infrastructure (6.91), academic environments (12.05), industry interface (3.11), and placements (26.33). Despite the slowdown, the institution was the center of attraction for companies to acquire talent. Ranked above many other

institutes in the country on placements, its students got placed in a number of MNCs. Contributing to its image was also the HR perception score (23.9).

IIT Kharagpur has been able to enjoy an impressive position on the survey owing to the efforts made in the direction of student benefit. Training and recruitment were downers but its innovative efforts helped score a point. On a different front, bringing pride to the institute was the move by IIT KGP Alumni which signed a MoU with Magsaysay award winner Harish Hande's SELCO to boost solar power.

At #6, IIT Delhi's performance was abysmal. From #1 in 2010 and #3 in 2011, it has been ousted from even the Top5 circle in this year's survey. It performed below its reputation on all major parameters—on placement it skidded to 8th place with a meagre 19.77 score, indicating that IIT Delhi is no more a top choice for the industry to recruit talent.

Despite all this, IIT Delhi is a name to reckon with, and draws a lot of interest among industry and aspirants alike in anything it does. It reflects in its adoption of technology to efficiently run the institution

adopting world-class processes with the deployment of ERP. Besides, its engagement with the industry had a resonance on many occasions in 2012 through which it tried to impart hands-on training to its students.

IIT BHU moved up 3 positions thanks to its most awaited conversion of from IT BHU to IIT BHU, that came to an end on May 5, 2012 after getting approval from Rajya Sabha and Lok Sabha. This year the campus placement was a huge success where it moved from a #14 position to #4.

IIT Guwahati is only 18 years old but has established itself as one of the best engineering schools in the country. It has signed MoUs with various European and South East Asian institutions on research collaboration, faculty, and student exchange.

The Dark Horses: Non-IITs

Non-IITs on the other hand are fairing well and moving fast up the ladder giving a tough fight to the IITs. This year a unique distinguishing factor was their placement strategies. The non-IIT institutes scored exceptionally well in placements beating most IITs in this parameter. This also helped them reach the top 10 slots. The Top10 non-IITs this year were:

IIT Hyderabad reached the third slot this year. From South zone, this institute bagged the top slot in the non-IIT category and, most importantly, secured maximum placements beating all the IITs, with an impressive 29.2 points out of 40.

■ Institute of Technology, BHU leaped to #5 this year. This institute too played its placement cards well and attained maximum on the placement criteria. It secured top slot



Zone-wise Toppers Excluding IITs

NORTH		
Institute	City	Overall Rank
Institute of Technology, Banaras Hindu University	Varanasi	5
Netaji Subhas Institute of Technology	New Delhi	9
Birla Institute of Technology and Science, Pilani	Pilani	11
Delhi Technological University (Formerly Delhi College of Engineering)	Delhi	16
Thapar University Patiala	Patiala	18

EAST		
Institute	City	Overall Rank
Birla Institute of Technology	Ranchi	13
National Institute of Technology, Rourkela	Rourkela	15
West Bengal University of Technology	Kolkata	22
National Institute of Science & Technology	Berhampur	31
Trident Academy of Technology	Bhubaneswar	32

SOUTH		
Institute	City	Overall Rank
International Institute of Information Technology Hyderabad	Hyderabad	3
National Institute of Technology Karnataka Surathkal	Mangalore	12
SSN College of Engineering	Chennai	20
Amrita Vishwa Vidyapeetham	Coimbatore	23
Thiagarajar college of Engineering	Madurai	25

WEST		
Institute	City	Overall Rank
Dhirubhai Ambani Institute of Information Communication Technology	Gandhinagar	10
College of Engineering, Pune	Pune	14
Institute of Technology, Nirma University	Ahmedabd	17
Bharati Vidyapeeth Deemed University, College of Engineering, Pune	Pune	19
Government College of Engineering Amravati	Amravati	35



from the north zone in the non-IIT category.

■ Netaji Subhash Institute of Technology also scored well in placements with rank #5 in that parameter. It also jumped a place in overall rankings from the previous year to rank at #9.

■ Dhirubhai Ambani Institute of Information Communication Technology (DA-IICT), Gandhinagar was the surprise entry this year into the top 10 club. A huge jump from #14th last year to #10. With a score of 20.08 on placements, the institute leaped to #6 on this parameter.

Much appreciation should be given to non-IIT institutes who fared well in other parameters like academic environment, IT Infrastructure and industry interface as well. However, reaching or attaining the positions IITs have scored over the years in the parameters is still a far cry; the competition among non-IITs itself is helping them better their abilities in these areas.

Parameter Toppers Excluding IITs

PLACEMENT

Rank	Institute	City	Score
1	International Institute of Information Technology Hyderabad	Hyderabad	29.2
4	Indian Institute of Technology, Banaras Hindu University	Varanasi	25.2
5	Netaji Subhas Institute of Technology	New Delhi	20.8
7	Dhirubhai Ambani Institute of Information Communication Technology	Gandhinagar	20.3
10	Birla Institute of Technology and Science	Pilani	17.9

INFRASTRUCTURE

Rank	Institute	City	Score
6	Bannari Amman Institute of Technology	Erode	6.4
7	National Institute of Technology, Rourkela	Rourkela	6.3
8	Trident Academy of Technology	Bhubaneswar	6.2
9	Gandhi Institute for Technological Advancement (GITA)	Bhubaneswar	6.2
10	Institute of Technology, Nirma University	Ahmedabd	6.1

ACADEMIC ENVIRONMENT

Rank	Institute	City	Score
7	National Institute of Technology, Rourkela	Rourkela	11.1
8	Institute of Technology, Banaras Hindu University	Varanasi	10.7
9	International Institute of Information Technology Hyderabad (IIIT-H)	Hyderabad	10.0
10	Birla Institute of Technology	Ranchi	9.6
11	Birla Institute of Technology and Science, Pilani	Pilani	9.2

INDUSTRY INTERFACE

Rank	Institute	City	Score
1	National Institute of Technology Karnataka Surathkal	Mangalore	5.0
5	PEC University of Technology	Chandigarh	3.3
6	Indian Institute of Technology, Banaras Hindu University	Varanasi	3.3
7	College of Engineering, Pune	Pune	3.2
9	B.S. Adur Rahman University	Chennai	3.1

HR PERCEPTION

Rank	Institute	City	Score
3	International Institute of Information Technology Hyderabad (IIIT-H)	Hyderabad	23
5	Indian Institute of Technology, Banaras Hindu University	Varanasi	22.2
9	Netaji Subhas Institute of Technology	New Delhi	15.5
10	Dhirubhai Ambani Institute of Information Communication Technology (DA-IICT), Gandhinagar.	Gandhinagar	14.7
19	Bharati Vidyapeeth Deemed University, College of Engineering, Pune	Pune	14.7

PLACEMENT-WISE RANKING

Rank	Institute	City	Score (out of 40)
1	International Institute of Information Technology Hyderabad	Hyderabad	29.2
2	Indian Institute of Technology Kanpur	Kanpur	26.3
3	Indian Institute of Technology Madras	Chennai	25.9
4	Indian Institute of Technology, Banaras Hindu University	Varanasi	25.2
5	Netaji Subhas Institute of Technology	New Delhi	20.8
6	Indian Institute of Technology Guwahati	Guwahati	20.6
7	Dhirubhai Ambani Institute of Information Communication Technology (DA-IICT), Gandhinagar.	Gandhinagar	20.3
8	Indian Institute of Technology Delhi	New Delhi	19.8
9	Indian Institute of Technology Kharagpur	Kharagpur	18.4
10	Birla Institute of Technology and Science, Pilani	Pilani	17.9

Placements is the Key

Placements is the most empowering factor for any T-School student to grade its engineering aspirations.

We have seen this year that placements have gone down for the IITs compared to non-IITs. IIT Hyderabad has topped the ranking due to its continuous and proactive effort in placement activities. It has scored high in most of the parameters. Many other non-IITs have also scored well in placements.

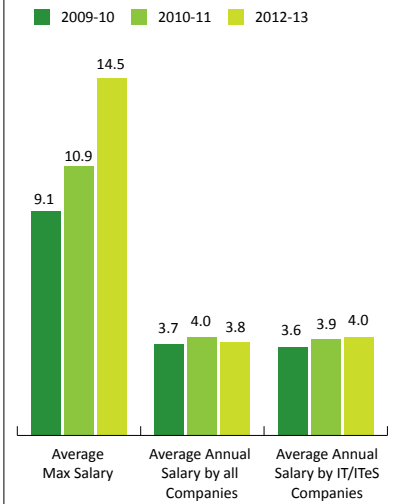
Looking at top 10 for placement— IIT Kanpur and IIT madras secured #2 and #3 ranks, respectively. IIT

Delhi and IIT Kharagpur managed lesser scores than Institute of Technology BHU, IIT Guwahati, Netaji Subhash Institute of Technology, New Delhi and Dhirubhai Ambani Institute of Information Communication Technology, Gandhinagar.

If we see the overall recruitment level of this year's T-School survey, the average number of students placed has gone up to 421 compared to 380 in the previous year. However the percentage of students placed has gone 1% down to 75% in 2012 compared to the previous year.

Another important feature to note

Salary (In Lakhs)



here is that average maximum salary offered to T-School students this year has gone up to ₹14.5 lakh in 2012 as compared to ₹10.9 lakh the previous academic year.

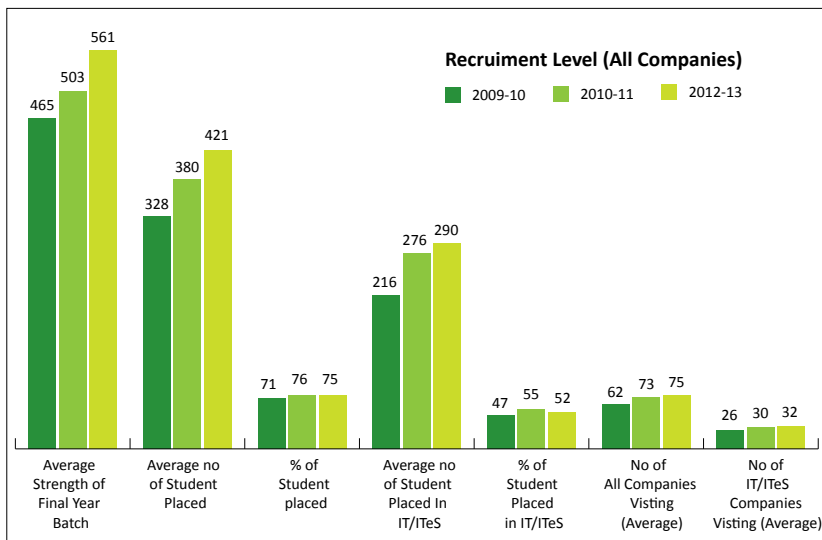
Quality First

The most important criteria for any institute to excel is to ensure that quality measures are in place when it comes to quality of faculty, quality of courses offered and quality of academic environment provided.

National Institute of Technology Karnataka Surathkal is putting in best efforts to build good industry knowledge in their students followed by IIT Madras by providing best student exchange programs, Joint projects and faculty exchange programs and lots of MoUs. IIT Bombay and Applied Materials launched India's first certification course in semiconductor technology and manufacturing. IIT Guwahati has signed MoUs with various European and South East Asian institutions on research collaboration, faculty, and student exchange.

Because of the liberal approach and good academic programs, IIT Bombay, followed by IIT Karagpur, has been the most sought-after destination for UG and PG studies. These

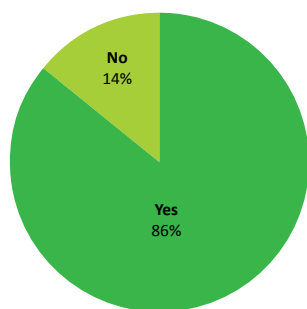
Recruitment Level (All Companies)



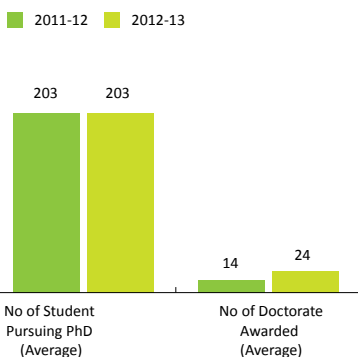
INDUSTRY INTERFACE- WISE RANKING

Rank	Institute	City	Score (out of 5)
1	National Institute of Technology Karnataka Surathkal	Mangalore	5.0
2	Indian Institute of Technology Madras	Chennai	3.7
3	Indian Institute of Technology Delhi	New Delhi	3.6
4	Indian Institute of Technology Bombay	Mumbai	3.5
5	PEC University of Technology	Chandigarh	3.3
6	Indian Institute of Technology, Banaras Hindu University	Varanasi	3.3
7	College of Engineering, Pune	Pune	3.2
8	Indian Institute of Technology, Guwahati	Guwahati	3.2
9	BS Adur Rahman University	Chennai	3.1
10	National Institute of Technology, Patna	Patna	3.1

Institutes offering Doctoral Programs in Engg



PhD/Doctorate Count



ACADEMIC ENVIRONMENT- WISE RANKING

Rank	Institute	City	Score
1	Indian Institute of Technology Bombay	Mumbai	15.9
2	Indian Institute of Technology Kharagpur	Kharagpur	15.6
3	Indian Institute of Technology Madras	Chennai	14.6
4	Indian Institute of Technology Kanpur	Kanpur	12.0
5	Indian Institute of Technology Guwahati	Guwahati	11.6
6	Indian Institute of Technology Delhi	New Delhi	11.5
7	National Institute of Technology, Rourkela	Rourkela	11.1
8	Indian Institute of Technology, Banaras Hindu University	Varanasi	10.7
9	International Institute of Information Technology Hyderabad	Hyderabad	10.0
10	Birla Institute of Technology	Ranchi	9.6

institutes have also appointed best faculties to guide their students.

The DQ-CMR T-school survey was overwhelmed to find that

the number of institutes offering doctorate programs in engineering has gone up from 55% the previous year to 86% in 2012. However the

number of students pursuing PhD remained stagnant; average number of research papers also went down to 186.8 this year as compared to 191.1 in the previous academic year.

The mushrooming of engineering colleges though is a sign of trying to keep up the supply to the ever increasing demand for engineering talent but are still often poor in quality of infrastructure, academic output and moreover the quality of students passing out. Clearly, engineering schools need to engage in more empirical curriculum with strong orientation towards current available jobs and demand dynamics, and arrive at a judicious mix of theory and practice with strong emphasis on soft skills as well. This will improve the employability quotient of graduating engineers across disciplines and will bring more parity, also bridging the knowledge divide between IITs and other private engineering institutes.

Giving Infrastructure an Edge

Giving state of the art IT infrastructure to its students has become a clear USP for many institutions to beat their competition. Many institutes across the country have been in a gradual process of putting in place new and better IT systems and technologies.

IIT Bombay and IIT Delhi have best in class infrastructure as they are government institutions, and have also adopted the liberal approach for their UG and PG studies.

National Institute of Technology Karnataka, Surathkal has been giving close attention to its IT Infrastructure. It has upgraded its campus network to more and better bandwidth, implemented NAC, server infrastructure, etc.

Under the non-IIT category, National Institute of Technology,



Pic Courtesy: iitk.ac.in

INFRASTRUCTURE-WISE RANKING

Rank	Institute	City	Score (Out of 10)
1	Indian Institute of Technology Bombay	Mumbai	7.5
2	Indian Institute of Technology Delhi	New Delhi	7.3
3	Indian Institute of Technology Kanpur	Kanpur	6.9
4	Indian Institute of Technology Kharagpur	Kharagpur	6.9
5	Indian Institute of Technology Guwahati	Guwahati	6.8
6	Bannari Amman Institute of Technology	Erode	6.4
7	National Institute of Technology, Rourkela	Rourkela	6.3
8	Trident Academy of Technology	Bhubaneswar	6.2
9	Gandhi Institute for Technological Advancement (GITA)	Bhubaneswar	6.2
10	Institute of Technology, Nirma University	Ahmedabd	6.1

HR PERCEPTION-WISE RANKING

Rank	Institute	Score
1	Indian Institute of Technology, Madras	24.5
2	Indian Institute of Technology, Bombay	24.5
3	Indian Institute of Technology, Delhi	24.5
4	Indian Institute of Technology Kharagpur	24.5
5	Indian Institute of Technology Kanpur	23.9
6	Indian Institute of Technology Guwahati	23.3
7	International Institute of Information Technology, Hyderabad	22.8
8	Institute of Technology, Banaras Hindu University	22.2
9	Netaji Subhas Institute of Technology	15.5
10	Dhirubhai Ambani Institute of Information Communication Technology, Gandhinagar	14.7
11	Bharati Vidyapeeth Deemed University, College of Engineering, Pune	14.2
12	National Institute of Technology Karnataka Surathkal	12.3
13	Delhi Technological University (Formerly Delhi College of Engineering)	12.2
14	Birla Institute of Technology and Science, Pilani	11.4
15	College Of Engineering, Pune	10.0
16	Birla Institute of Technology	10.0
17	Institute of Technology, Nirma University	8.6
18	National Institute of Technology, Rourkela	6.0
19	Government College of Engineering Amravati	6.0
20	Vemana Institute of Technology	5.6

Rourkela stood at #1 in the academic environment parameter. The reason being that some of its ambitious projects saw light of day such as the virtual class room project for students.

The Bannari Amman Institute's exceptional performance wrt IT Infrastructure is also worth a mention. It introduced a biometric system (on-line) for daily attendance maintenance of faculty and staff members, on-line publication of semester results by controller of examinations under autonomous system, e-classrooms for I, II and III years of BE / BTECH with an investment of Rs 65 lakhs, a Cloud Computing laboratory with the support of AICTE New Delhi, signed MoU with CA Technologies for establishing a Centre of Excellence in Networking, and many more.

HR perception favours IIT's

We listed the Top 20 engineering institutes according to HR perception where recruiters were asked to rate importance of various aspects while deciding which Tech School to visit for campus recruitment on a 5-point scale.

According to the survey results, IIT Bombay along with IIT Delhi, IIT Kharagpur and IIT Madras remained the top choices. Non-IITs like Birla Institute of Technology, IIIT Hyderabad and Institute of technology, BHU bagged the 5th, 6th, 7th ranks. The reason of course is the premium quality engineering batches passing out years together from IITs. It remains lucrative for recruiters to handpick the best of the best engineers from these institutes.

Having said that, the huge gap persisting for ages between IITs and non-IITs is definitely blurring and this has been proved by the increase in placements of non-IIT engineers as against the IITians. ■

METHODOLOGY:

How We Ranked The T-Schools

RESEARCH METHODOLOGY

The Dataquest-CMR survey was done in two phases.

Phase 1

Desk Research: In this phase, the CMR team so as to identify the list of 300 Tech Schools did an exhaustive desk research and leading 40 companies who would be invited to be a part of the survey. We screened colleges established post 2005 and the ones which were not offering a B.E, B. Tech or similar level graduate technical courses.

Phase 2

The Tech Schools and the companies short-listed in Phase 1 were approached by CMR team. For the Tech Schools both email responses and face-to-face interviews with the college representative (preferably the placement coordinator) were considered. HR heads of leading companies were contacted over e-mail to include the recruiter perception in the survey. The data was compiled on the basis of two-year objective data (academic years 2010-11 and 2011-12) provided by institutes and perception scores of the recruiters.

THE RANKING

Out of 300 institutes, 100 institutes have responded to our survey. The research team from CMR carried out the validation exercise. The objective scores were obtained by evaluating the T Schools against the parameters mentioned in the charts where distribution like: Placements (40%): Infrastructure (10%), Academic Environment (20%), Industry Interface (5%).

HR Perception Score: The perception survey of recruiters was conducted through another questionnaire. Recruiters were asked to rate importance of various aspects while deciding which Tech School to visit for campus recruitments on a 5-point scale. Recruiters were also welcome to add any parameter of their choice. They were given a list of institutes, which they had to rate on a 10-point scale. The overall weightage given to the recruiter's response was 25.

The composite score, which is the total of the objective data score and the recruiter's perception score, was used to arrive at the final ranking.

Analysis Methodology: All the absolute data provided by the institutions were normalized and converted to relative data to evaluate the relative distance among the institutes across different parameters. After normalization the data had been multiplied with respective weights of each parameter and then the total objective score out of 75 was calculated. Similarly from the HRs' perception, the total score out of 25 was calculated only for those institutes that received some marks from the HR professionals otherwise the HR portion was kept blank. These two scores were then added up and composite score was calculated out of 100. The whole data was then arranged in descending order and we finally got the Top institutes across India.

Reasons for Change in Rank: Every year, we experience few reshuffling of ranks every year mainly due to the reason that this survey is based on hard facts rather than perception only. As a result the total score of a particular institute gets modified and altered every year.

Validation Process: CMR research team did all the data validation exercise. We had asked for few documents from the institutes like list of companies visited in the campus, number of students recruited by each one of them and the salary offered to the students, placement brochure, institute prospectus, companies for whom consulting / industrial assignment has been done, name of journal where research paper has been published and official copy of semester results.

PLACEMENTS

Sub Parameters	Weights
% of students placed in last 2 years	13
% of students placed in last 2 years in IT companies	2
No of companies visiting campus in last 2 years	7
No of IT companies visiting campus in last 2 years	2
Max Salary (last 2 yrs) - Per Annum	3
Avg salary (last 2 yrs) of all type of companies- Per Annum	11
Avg salary (last 2 yrs) of IT companies-Per Annum	2

INFRASTRUCTURE

Sub Parameters	Weights
Computer to students ratio	2
% of computers connected to internet	1
Hostel facility	0
% of students can be accommodate in Hostel	1
Internet access in hostel	1
% P IV / latest configuration	1
% of students having access to computer	0
Internet access to computer Labs	1
Batch strength for UG Course in Final year exams	0
Batch strength for PG Course in Final	2
Offering post graduation programe course in engineering	0
Availability of Digital / Network in-campus library	1

ACADEMIC ENVIRONMENT

Sub Parameters	Weights
Faculty/Students ratio	4
% of permanent faculty	3
% of visiting faculty	0
% of Permanent Faculty with PHD	4
Number of Patent obtained by the institute	3
Batch strength of PhD course in engineering discipline by institute	2
% of students passed in first attempt	0
% of students passed with first division in B.E./B. Tech Degree	2
Avg no of research papers in 2010-11 and 2011-12	2

INDUSTRY INTERFACE

Sub Parameters	Weights
Number of MOU signed by the Industry	2
Avg no of assignments in 2010-11 and 2011-12	2
Affiliation or linkages	1
TOTAL-INSTITUTE RESPONSE (Out of 75)	75
TOTAL-HR RESPONSE	25

Rank

1

IIT Madras

Scores over the Years

Year	2012	2011	2010
Rank	1	2	4



Indian Institute of Technology, Madras

The New #1

At #1, IIT Madras excelled on parameters like industry interface, placement, and academic environment. Also parameters like industry interface augured well for IIT Madras this year and had significant impact on its rankings. IIT Madras also upped its rank on placements compared to last year. The result: A climb up of two places from the previous year to come right on top for 2012. No mean task considering the heavyweight competitors like IIT Delhi, IIT Bombay, et al.

Yet another area in which IIT Madras excelled is academic environment and collaborations with several other educational institutes through exchange programs. It has signed MOUs with several universities abroad, resulting in excellent institute-industry partnerships which reflects in its scores as well. ■

Parameters	Total Weights	Score	Rank
Placement	40	25.9	3
Infrastructure	10	5.9	19
Academic Environment	20	14.6	3
Industry Interface	5	3.7	2

Indian Institute of Technology, Kanpur

Fostering Innovation

IIT Kanpur has earned reputation for being one of the premier institutions of education in the country. This year too it left behind titans like IIT Mumbai and IIT Delhi, to grab the #2 position. What boosted IIT Kanpur's ratings this year are parameters like infrastructure (6.91), academic environment (12.05), industry interface (3.11), and placements (26.33).

Despite the slowdown, the institution was the center of attraction for companies to acquire talent. Ranked above many other institutions in the country on the placement parameter, its students got placed in a number of MNCs. Contributing to its image was also the HR perception score (23.9) on which it was ranked quite high. Besides, it continued to be known as an institution where innovation is fostered through activities like Nano Satellite and the Solar Project. ■

Parameters	Total Weights	Score	Rank
Placement	40	26.3	2
Infrastructure	10	6.9	3
Academic Environment	20	12.0	4
Industry Interface	5	3.1	11

Rank

2

IIT Kanpur

Scores over the Years

Year	2012	2011	2010
Rank	2	-	-



**Rank
3**

IIIT Hyderabad

Scores over the Years

Year	2012	2011	2010
Rank	3	5	5



International Institute of Information Technology, Hyderabad

Impressive Climb

This is one institute that has been showing consistent performance year after year. At #3 and competing head on with the IITs, the institute has definitely carved a place for itself in the crowded engineering education space. On the one side, it's the famed IITs which are every students' dream. On the other side are the handful of the best of non-IITs—which are in no way inferior. It's the latter space that IIIT Hyderabad has captured—a unique brand and place.

Taking a closer look at its rank for 2012, it zipped ahead in placements and took the pole position. Academic environment and infrastructure score saw a boost as well. But on industry interface it needs attention as it has gone down compared to the previous year. ■

Parameters	Total Weights	Score	Rank
Placement	40	29.2	1
Infrastructure	10	6.0	15
Academic Environment	20	10.0	9
Industry Interface	5	1.2	67

Indian Institute of Technology, Bombay

Best Foot Forward

IIT Bombay has always put its best foot forward to ensure that it maintains its position among the top institutes. The last year was no different. The institute has made all the right moves to support the student think tanks, highlighting the importance of playing in a different league. Supporting the innovation, IIT Bombay launched 'E-Yantra'—a pan-India challenge on robotics.

On the education front, the institute coped well. IIT Bombay and Applied Materials have jointly launched India's first certification course in semiconductors technology and manufacturing. Through this course the institute intends to address the critical need for developing a trained, high-tech workforce in India which would help in meeting the country's growing demand for electronic devices. This year also marked the institute's association with Datawind for Aakash 2 (creating a platform and applications for users). ■

Parameters	Total Weights	Score	Rank
Placement	40	16.5	11
Infrastructure	10	7.5	1
Academic Environment	20	15.9	1
Industry Interface	5	3.5	4

**Rank
4**

IIT Bombay

Scores over the Years

Year	2012	2011	2010
Rank	4	1	1



Rank

5

IIT-BHU

Scores over the Years

Year	2012	2011	2010
Rank	5	8	7



Indian Institute of Technology, Banaras Hindu University

In the Big League

Thanks to the most awaited conversion of IT-BHU to IIT-BHU, the institute has moved up 3 positions. This year campus placement was a huge success as it moved to #4 position from #14 position in this parameter, from last year. Among the 953 students, 836 received job offers. In B Tech, there were 463 students and they received a total of 629 offers from different companies. Similarly, IDD had 114 students and they received close to 165 job offers. On the other hand, M Tech final year students had a moderate campus placement with 159 job offers among the total 259 students.

On other parameters like infrastructure (5.94) and academic environment (10.71), the institute has dropped from its last year's position whereas on industry interface (3.31) it managed to retain its position. ■

Parameters	Total Weights	Score	Rank
Placement	40	25.2	4
Infrastructure	10	5.9	17
Academic Environment	20	10.7	8
Industry Interface	5	3.3	6

Indian Institute of Technology, Delhi

Ousted from the Top5

IIT Delhi in the last few years has constantly been going down. From #1 in the DQ-CMR T-School survey of 2010 and #3 in 2011, this year it has not even made it among the top 5 T-schools. It performed below its reputation on all major parameters in 2012. On placement, it skidded down to #8 by scoring merely 19.77, indicating that IIT Delhi is no more an institution of top choice for the industry. However its competence on the infrastructure parameter saw an impressive 7.3, above other institutes. But its lackluster show on other parameters like academic environment (#6), and HR response (#3) affected its rank this year.

IIT Delhi is a name to reckon with, and draws a lot of interest among the industry and students. This reflects in its adoption of technology to efficiently run the institute adopting world-class processes with the deployment of ERP. ■

Parameters	Total Weights	Score	Rank
Placement	40	19.8	8
Infrastructure	10	7.3	2
Academic Environment	20	11.5	6
Industry Interface	5	3.6	3

Rank

6

IIT Delhi

Scores over the Years

Year	2012	2011	2010
Rank	6	3	1



Rank

7

IIT Kharagpur

Scores over the Years

Year	2012	2011	2010
Rank	7	4	3



Indian Institute of Technology, Kharagpur

Ups and Downs

IIT Kharagpur had its share of ups and downs as it slipped a few ranks in the list. Training and recruitment though were downers, but the innovative efforts seemed to help the institute score a point. In order to help tech students handle academics related stress, a panel was set up which has proposed a holistic model for other institutes to emulate.

The entrepreneurship cell conducted its one month entrepreneurship awareness drive in colleges in 20 cities across the nation. On a different front, bringing pride to the institute was the move by IIT KGP Alumni which signed an MoU with Magsaysay award winner Harish Hande's SELCO to boost solar power. In relation to campus recruitment, the institute has been able to make the right moves to attract the best offers for its students. ■

Parameters	Total Weights	Score	Rank
Placement	40	18.4	9
Infrastructure	10	6.9	4
Academic Environment	20	15.6	2
Industry Interface	5	0.4	79

Indian Institute of Technology, Guwahati

Collaborations Lead the Way

IIT Guwahati is only 18 years old but has established itself as one of the best engineering schools in the country. IIT Guwahati has signed MoUs with various European and South East Asian institutions on research collaboration, faculty, and student exchange.

During this year, a number of national and international conferences, seminars, workshops, and courses were organized like the International Conference on Advanced Nanomaterials and Nanotechnology (ICANN-2011), International Conference on Computational Methods in Manufacturing (ICMM 2011) etc.

The placement scenario at IIT Guwahati during the last year has been good. A total of 104 companies from various sectors participated in the recruitment process and recruited 90% of the undergraduate students registered for placement. ■

Parameters	Total Weights	Score	Rank
Placement	40	20.6	6
Infrastructure	10	6.8	5
Academic Environment	20	11.6	5
Industry Interface	5	3.2	8

Rank

8

IIT Guwahati

Scores over the Years

Year	2012	2011	2010
Rank	8	7	8



Rank

9

NSIT Delhi

Scores over the Years

Year	2012	2011	2010
Rank	9	10	11



Netaji Subhash Institute of Technology, Delhi

Climbing up the Ladder

Netaji Subhash Institute of Technology deserves a round of applause for its consistent placement strategies in the past few years. This year too it is at #5 in this parameter. It has also climbed a step in the overall rankings to come at #9.

The institute has upgraded and installed technically advanced systems—Center for Virtual Reality and Multimedia Technology (VRMT) in computer department to carry forward research and promote education, center for information security was set up in the department of information technology, and Center for Application of IT in Financial Systems (CAITFS) in the IT division.

The institute has got its hostel automation done and is providing IT infrastructure to different departments for e-Governance purposes as well.

It is ranked at #2 in north zone level excluding the IITs. ■

Parameters	Total Weights	Score	Rank
Placement	40	20.8	5
Infrastructure	10	5.6	26
Academic Environment	20	7.5	27
Industry Interface	5	3.0	17

Dhirubhai Ambani Institute of Information Communication Technology, Gandhinagar

In the Elite Club

DA-IICT is a surprise entry in the DQ-CMR Top T-schools Survey 2012. The key seems to be the overwhelming responses the institute received on placements this year.

With a score of 20.08 on placements, the institute leaped to #6 on this category. However its performance in some other critical categories was wanting—infrastructure (5.81), academic environment (8.06), and industry interface (3.00) were downers ranking at #22, #21, #41, respectively.

From an IT infrastructure perspective, the institute implemented a centralized storage with a proper backup architecture to save and manage all the relevant data pertaining to online study materials, student forums, and e-books. On HR the institute scored a moderate 14.7. ■

Parameters	Total Weights	Score	Rank
Placement	40	20.3	7
Infrastructure	10	5.8	22
Academic Environment	20	8.1	21
Industry Interface	5	3.0	41

Rank
10

DA-IICT, Gandhinagar

Scores over the Years

Year	2012	2011	2010
Rank	10	14	19

